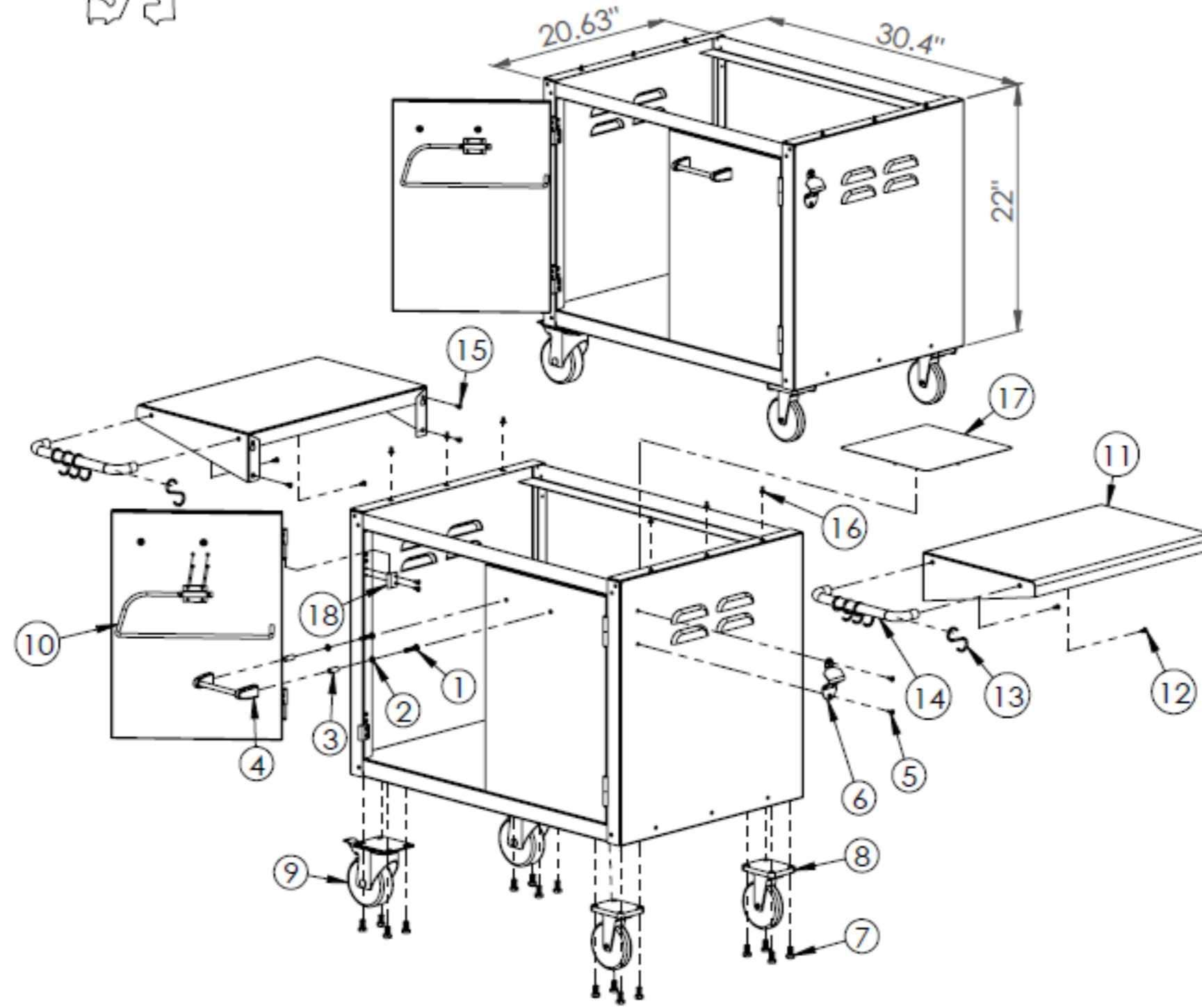










SPECIFICATIONS & ASSEMBLY INSTRUCTION

ITEM #L53621 CART FOR L75000



NO.	Part list	Dimension	Q'ty
1	Truss Head Screw	1/4"x28L 	4
2	Washer	Ø 13	4
3	Sleeve	Ø 9.5	4
4	Handle		2
5	Flat Head Screw	M4x12L 	2
6	Bottle Opener		1
7	Hexagon Screw	3/8"x5/8" 	16
8	4" Caster		2
9	4" Caster W/Brake		2
10	Towel Holder		1
11	shelf		2
12	Truss Head Screw	M6x12L 	4
13	S Hook		8
14	Handle of side shelf	Ø 19	2
15	Hex Washer Head Screw	M5x15L 	6
16	Truss Head Screw	1/4"x1/2"L 	6
17	Bottom Panel of Gas Tank		1
18	Hinge		4