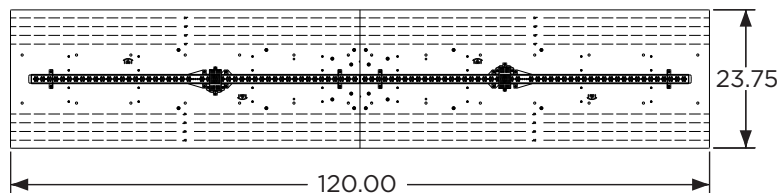




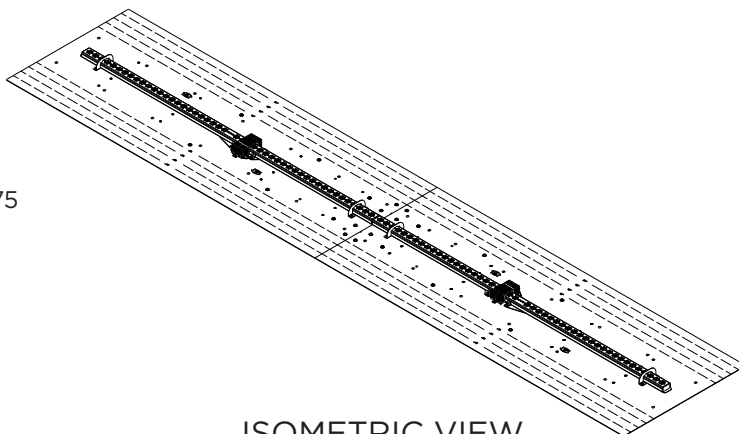
the **outdoor**  
**greatroom**  
company

PRODUCT SPEC SHEET

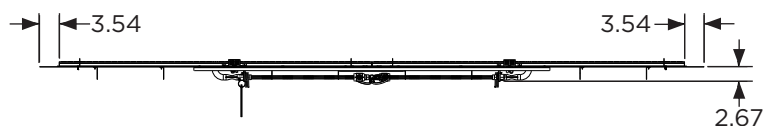
## CRYSTAL FIRE® PLUS LINEAR GAS FIRE PIT BURNER PLATE 120" X 24"



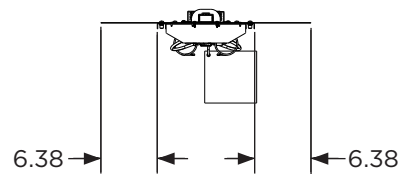
TOP VIEW



ISOMETRIC VIEW



FRONT VIEW



RIGHT VIEW

ITEM CODE	BTU/hr. (LP)	BTU/hr. (NG)	FIRE MEDIA	LENGTH (in.) <i>Packaged</i>	WIDTH (in.) <i>Packaged</i>	HEIGHT (in.) <i>Packaged</i>	WEIGHT(lbs.) <i>Packaged</i>
BP24120-B	204,000	202,000	50 lbs.	66	27	19	88

### Technical Specifications:

- CLEARANCE TO COMBUSTIBLES**
  - 72" from top of burner to any overhead combustible material. 24" from edge of burner trim to any combustible side wall materials. 4" from bottom of burner to combustible floor materials
- GAS SUPPLY**
  - Natural Gas - Operating Supply Pressure: Min 6" WC; Max 10.5" WC; IDEAL 7" WC
  - Liquid Propane - Operating Supply Pressure: Min 8" WC; Max 14" WC; IDEAL 11" WC
- CONTROLS**
  - Thermocouple safety valve and push-button sparker
  - Valve connected to appliance; intended for installation on enclosure
- LISTING**
  - Standard: ANSI Z21.97-2017/CSA 2.41-2017 Outdoor Decorative Gas Appliances
  - Testing Agency: Underwriters Laboratories (UL LLC)

**Included Items:** Manual control valve (VCSV-L), push-button sparker (CF-SPARKERZ), control panel (VCSV-CP-BLK), natural gas conversion kit, control knob and screws (BL-KNOB), standard fire media (CFG-D)

**Optional Items:** Tempered glass wind guard (GG-12120), additional media options