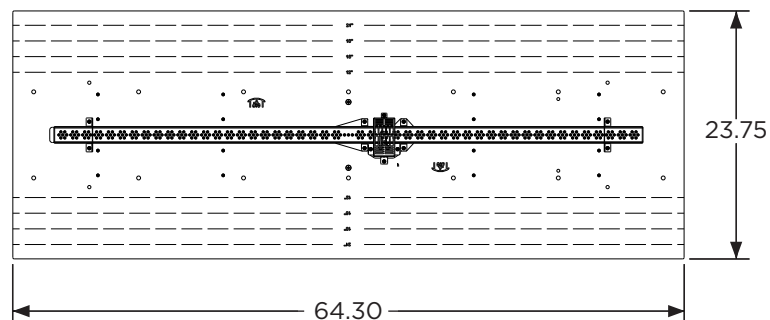
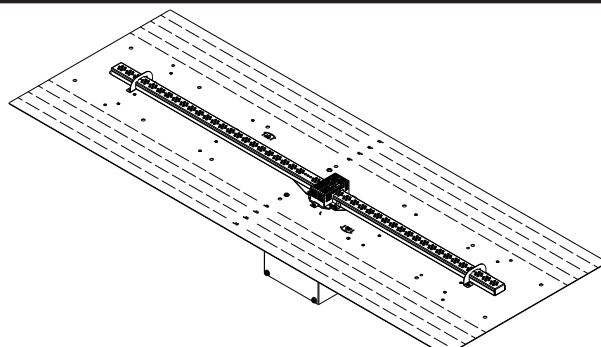


# CRYSTAL FIRE® PLUS LINEAR ELECTRONIC IGNITION GAS FIRE PIT BURNER PLATE

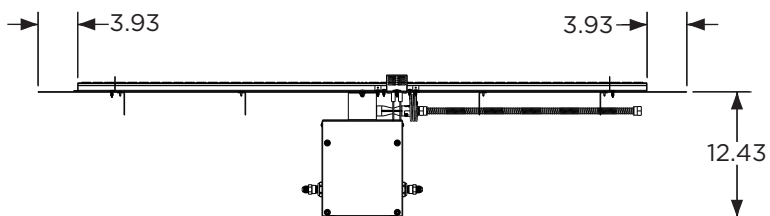
64" X 24"



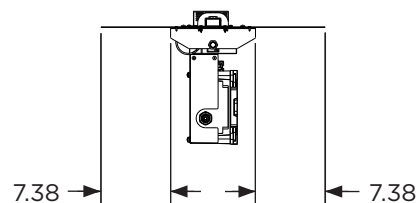
TOP VIEW



ISOMETRIC VIEW



FRONT VIEW



RIGHT VIEW

ITEM CODE	BTU/hr.	FIRE MEDIA	LENGTH (in.) <i>Packaged</i>	WIDTH (in.) <i>Packaged</i>	HEIGHT (in.) <i>Packaged</i>	WEIGHT(lbs.) <i>Packaged</i>
BP2464DSING-B	100,000	25 lbs.	66	27	19	66
BP2464DSILP-B	100,500	25 lbs.	66	27	19	66

## Technical Specifications:

- CLEARANCE TO COMBUSTIBLES**
  - 72" from top of burner to any overhead combustible material. 24" from edge of burner trim to any combustible side wall materials. 4" from bottom of burner to combustible floor materials.
- GAS SUPPLY**
  - Natural Gas - Operating Supply Pressure: Min 6" WC; Max 10.5" WC; IDEAL 7" WC
  - Liquid Propane - Operating Supply Pressure: Min 8" WC; Max 14" WC; IDEAL 11" WC
- ELECTRICAL REQUIREMENTS**
  - Readily accessible GFCI-protected outlet installed within enclosure to local or national electrical code. Weatherproof-while-in-use cover should be installed on junction box. (CF-DSI-JB is recommended)
- CONTROLS**
  - Included: Low-voltage three-position control switch and control panel for installation on enclosure.
  - Optional (Low-Voltage): 4-hour timer (4HRTC) for installation on enclosure, RF remote (CF-DSI-R)
  - Optional (110VAC): E-Stop (CF-ESO-CP), wall switch/E-stop combination (WSES-CP), 4-hour timer/E-stop combination (4HTES-CP). All 110VAC controls intended to control outlet to which appliance is connected.
- LISTING**
  - Standard - ANSI Z21.97-2017/CSA 2.41-2017 Outdoor Decorative Gas Appliances
  - Testing Agency - Underwriters Laboratories (UL LLC)

**Included Items:** Switch bypass (CF-DSI-SB), control panel (CF-DSI-CP), 110VAC/3.3 VDC transformer (OGR-3V-ADP), standard fire media (CFG-D), 10' regulator hose (CF-HOSE-REG)

**Optional Items:** Tempered glass burner cover (1264GGC), stainless steel burner cover (SS1264BC), tempered glass wind guard (GG-1264), additional media options