


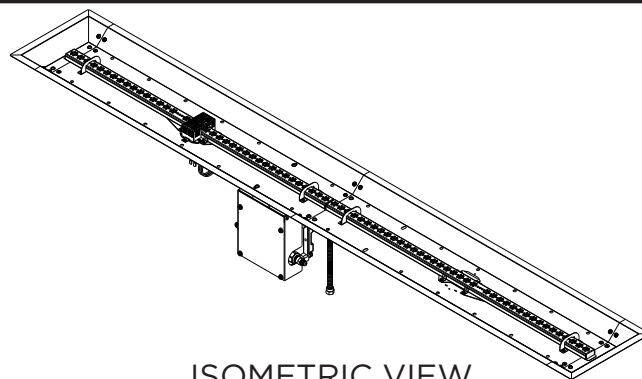


the **outdoor**
greatroom
company

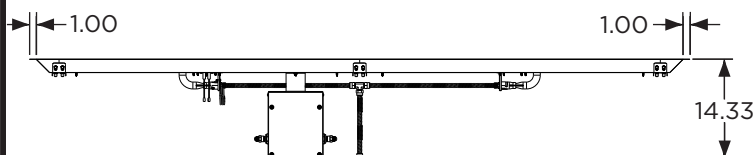
PRODUCT SPEC SHEET
CRYSTAL FIRE® PLUS LINEAR
ELECTRONIC IGNITION GAS FIRE PIT BURNER
96" X 12"



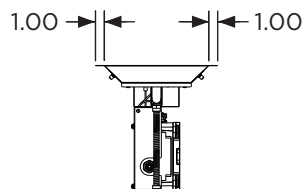
TOP VIEW



ISOMETRIC VIEW



FRONT VIEW



RIGHT VIEW

ITEM CODE	BTU/hr.	FIRE MEDIA	LENGTH (in.) <i>Packaged</i>	WIDTH (in.) <i>Packaged</i>	HEIGHT (in.) <i>Packaged</i>	WEIGHT(lbs.) <i>Packaged</i>
CFP1296DSING-B	125,000	40 lbs.	66	27	19	92
CFP1296DSILP-B	125,000	40 lbs.	66	27	19	92

Technical Specifications:

- CLEARANCE TO COMBUSTIBLES**
 - 72" from top of burner to any overhead combustible material. 24" from edge of burner trim to any combustible side wall materials. 4" from bottom of burner to combustible floor materials.
- GAS SUPPLY**
 - Natural Gas - Operating Supply Pressure: Min 6" WC; Max 10.5" WC; IDEAL 7" WC
 - Liquid Propane - Operating Supply Pressure: Min 8" WC; Max 14" WC; IDEAL 11" WC
- ELECTRICAL REQUIREMENTS**
 - Readily accessible GFCI-protected outlet installed within enclosure to local or national electrical code. Weatherproof-while-in-use cover should be installed on junction box. (CF-DSI-JB is recommended)
- CONTROLS**
 - Included: Low-voltage three-position control switch and control panel for installation on enclosure.
 - Optional (Low-Voltage): 4-hour timer (4HRTC) for installation on enclosure, RF remote (CF-DSI-R)
 - Optional (110VAC): E-Stop (CF-ESO-CP), wall switch/E-stop combination (WSES-CP), 4-hour timer/E-stop combination (4HTES-CP). All 110VAC controls intended to control outlet to which appliance is connected.
- LISTING**
 - Standard: ANSI Z21.97-2017/CSA 2.41-2017 Outdoor Decorative Gas Appliances
 - Testing Agency: Underwriters Laboratories (UL LLC)

Included Items: Switch bypass (CF-DSI-SB), control panel (CF-DSI-CP), 110VAC/3.3 VDC transformer (OGR-3V-ADP), standard fire media (CFG-D)

Optional Items: Tempered glass wind guard (GG-1296), additional media options