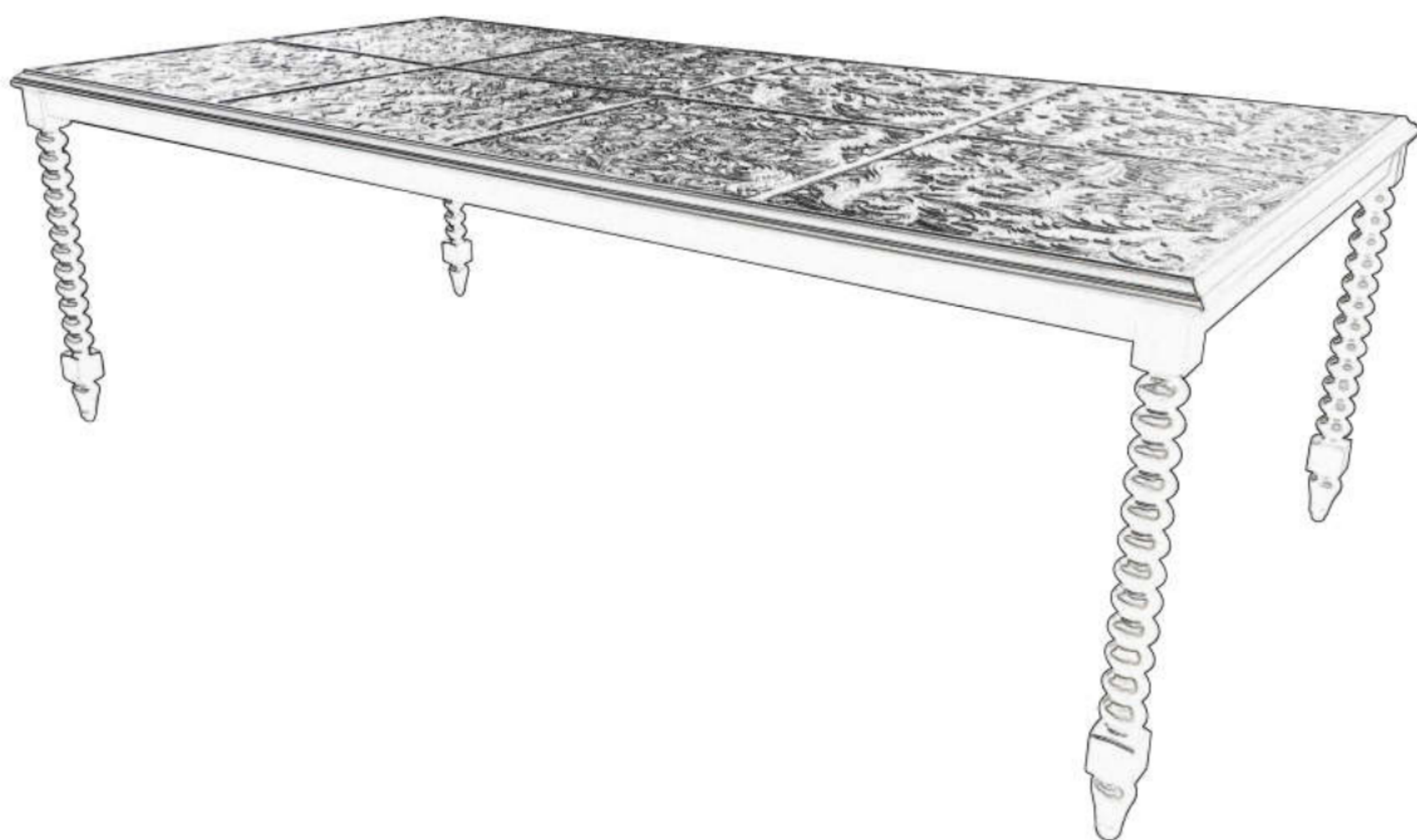




Du Monde 46 X 90 Inch Rectangular Dining Table



Customer Service
CustomerService@ShoppersChoice.com

Monday - Friday 7-9, Sat. 9-3, Sun. 12-6 CST

Toll Free: 1-877-743-2269





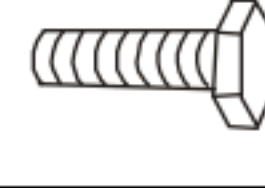

www.ShoppersChoice.com

WARNING

Please read instructions carefully and thoroughly before assembling. Check parts against the parts list to make sure you have all the parts needed for proper assembly. Familiarize yourself with the inventory of parts and the accompanying illustrations to ensure safe and proper assembly. **DO NOT ATTEMPT TO ASSEMBLE IF PARTS ARE MISSING OR DAMAGED. IMPROPER ASSEMBLY MAY RESULT IN DAMAGE OR SERIOUS INJURY**

Place table on a non-abrasive flat surface to prevent scratching.

PARTS LIST

Part	Picture	Description	Qty	Part	Picture	Description	Qty
A		Table Top	1	D		Flat Washer	8
B		Table Legs	4	E		Lock Washer	8
C		Bolt (5/16*25)	8	F		Wrench	1
Warning: Do not force components and over tighten the nuts and bolts during assembly.							

ASSEMBLY

1. Turn the table top (A) upside down and place on a soft, non-abrasive surface.
2. Loosely attach the legs (B) to the table top (A) with bolts (C), flat washers (D) and lock washers (E).
3. Hand tighten all bolts (C) with the wrench (F). WARNING: DO NOT OVER TIGHTEN
4. Turn the table onto it's legs. Use the adjuster feet to level the table.

Warning : Avoid using abrasive cleaners. Regular cleaning with mild soap and water will remove the concentrated deposits and protect the furniture finish.

