


ASSEMBLY INSTRUCTION

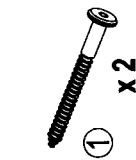
DE - MONTAGEANWEISUNG
 FR - INSTRUCTIONS DE MONTAGE
 DK - MONTAGEVEJLEDNING
 CZ - NÁVOD K MONTÁŽI
 ES - INSTRUCCIONES DE MONTAJE
 FI - ASENNUSOHJE

HR - UPUTE ZA MONTAŽU
 SE - MONTERINGSANVISNING
 SI - NAVODILA ZA MONTAŽO
 TR - MONTAJ TALIMATI
 NO - MONTASJEANVISNING
 IT - ISTRUZIONI DI MONTAGGIO

GR - ΟΔΗΓΙΑ ΣΥΝΑΡΜΟΛΟΓΗΣΗΣ
 NL - MONTAGE INSTRUCTIE
 PT - INSTRUÇÕES DE MONTAGEM
 PL - INSTRUKCJA MONTAŻU
 HU - SZERELÉSI UTASÍTÁS



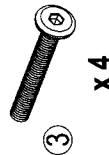
25 min



HW-ST-01-046
(7 x 90)



HW-ST-02-021
(6 x 20)



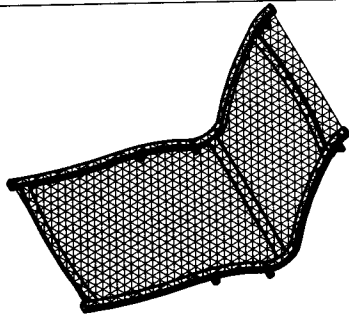
HW-ST-02-031
(6 x 45)



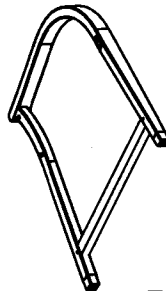
HW-ST-03-019
(6 x 20)



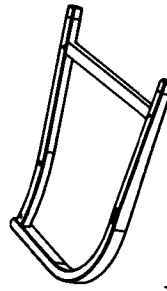
HW-ST-18-001
(4 x 98)



SU-SC-ST-0145




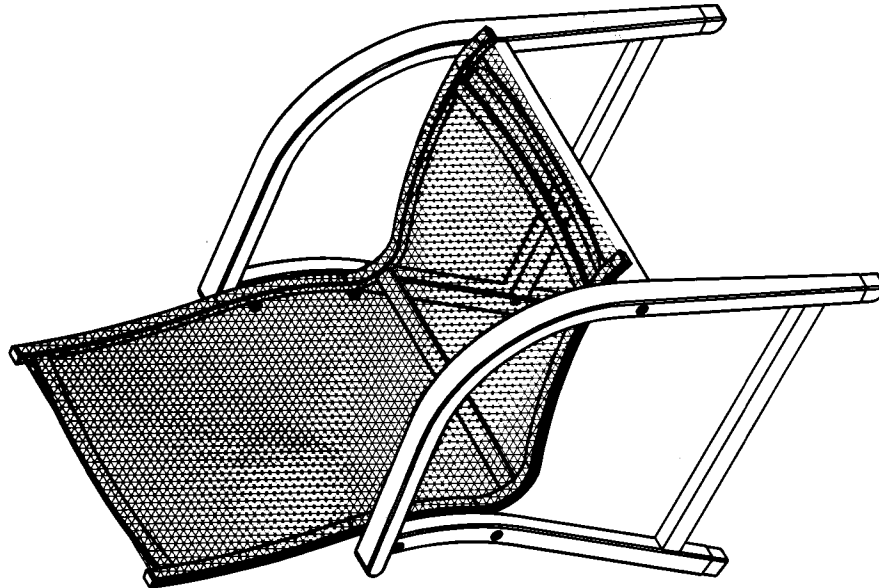
SU-SC-LF-0228



SU-SC-LF-0229



SU-SC-SP-0025



Manhattan carver easy chair, PAR FSC BAL, ALU COS, WNT BLK 2/2

